

# Elfin

## Nest Function

This dual motion sleeper function features a two section bed, allowing you to sit, sleep, or both at once.



## Stock Options

Shown above as ELFI-DNT-LUNA/35-126/9-WA

### King Sofa

King Size Bed (76x80")



Rene 01



Luna 35

### Queen Loveseat

Queen Size Bed (60x80")



Rene 01



Luna 35

### Full XL Loveseat

Full XL Size Bed (55x80")



Rene 01



Luna 35

### Cot Chair

Cot Size Bed (30x80")



Rene 01



Luna 35

### Leg Choices



126/9 Walnut



234/9 Chrome

### + ADD-ON



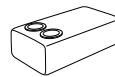
Mattress Protector



Bedding Sheet Set



Track Recliner



Cup Holder Armrest

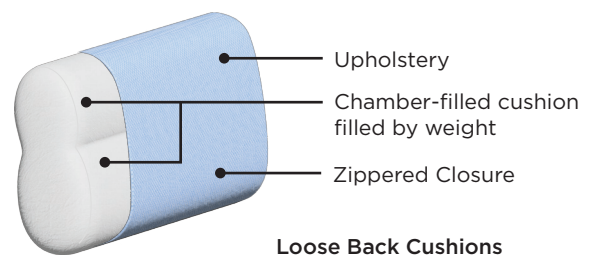



Universal Headrest

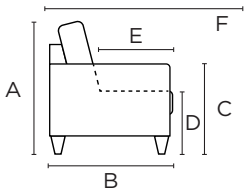


Decoration Cushion

## Frame & Comfort Construction



Explore more at [www.luonto.com](http://www.luonto.com)



### General Measures\*

A 32.25 B 39.75 C 25.25

D 17.75 E 21.75 F 62.25

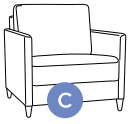
Mattress Thickness 5

Total Depth Open 84.75

### Made To Order Modules

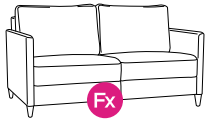
Reference the below modules to select and configure a custom order. Remember to build from left to right. Always select two arms, the rest is up to you.

Leg Requirements : 126/9, 234/9.



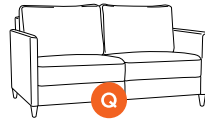
**ELFI-ANT**  
**Chair Sleeper**

W 33.75  
Cot 30x80



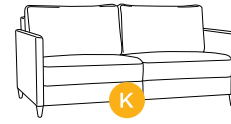
**ELFI-BNT**  
**Loveseat Sleeper**

W 59  
Full XL 55x80



**ELFI-CNT**  
**Max Loveseat Sleeper**

W 63.75  
Queen 60x80



**ELFI-DNT**  
**Sofa Sleeper**

W 80  
King 76x80



**FLEX-A28**  
**Armless Chair**

W 27.50



**FLEX-B55**  
**Armless Loveseat**

W 55



**FLEX-E83**  
**Armless Sofa**

W 82.75



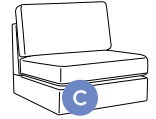
**FLEX-H**  
**Square Corner**

W 39.75



**FLEX-FOU**  
**Armless Chaise - Openable**

W 27.50



**FLEX-ANT30**  
**Armless Chair Sleeper**

W 30  
Cot 30x80



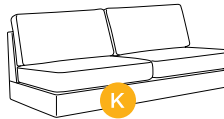
**FLEX-BNT55**  
**Armless Loveseat Sleeper**

W 55  
Full XL 55x80



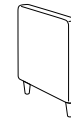
**FLEX-CNT60**  
**Armless Loveseat Sleeper**

W 60  
Queen 60x80



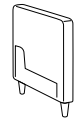
**FLEX-DNT76**  
**Armless Sofa Sleeper**

W 76  
King 76x80



**FLEX-K9L**  
**Arm LHF**

W 2.25



**FLEX-K9R**  
**Arm RHF**

W 2.25